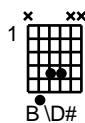


# Always Waiting by Deep Sea Diver

(Track 1)

TABS by Lena Simon

## INTRO

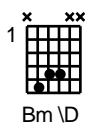


♩ = 128

1

3

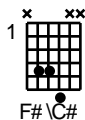
A musical staff with two lines. The top line has a '4' on the first space. The bottom line has a '4' on the first space. Below the staff, there are four pairs of vertical lines, each pair connected by a horizontal line, representing a triplet of eighth notes. The first pair is under the first '4' on the top line, and the others are under the '4's on the bottom line.



2

3

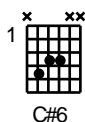
A musical staff with two lines. The top line has a '4' on the first space, a '4' on the second space, and a '6' on the third space. The bottom line has a '5' on the first space, a '4' on the second space, a '4' on the third space, and a '6' on the fourth space. Below the staff, there are four pairs of vertical lines, each pair connected by a horizontal line, representing a triplet of eighth notes. The first pair is under the first '4' on the top line, and the others are under the '4's on the bottom line.



3

3


A musical staff with two lines. The top line has a '4' on the first space, a '4' on the second space, and a '6' on the third space. The bottom line has a '4' on the first space, a '4' on the second space, a '6' on the third space, and a '6' on the fourth space. Below the staff, there are four pairs of vertical lines, each pair connected by a horizontal line, representing a triplet of eighth notes. The first pair is under the first '4' on the top line, and the others are under the '4's on the bottom line.



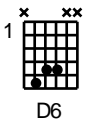
4

3

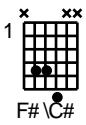
A musical staff with two lines. The top line has a '4' on the first space, a '3' on the second space, and a '3' on the third space. The bottom line has a '4' on the first space, a '3' on the second space, a '3' on the third space, and a '3' on the fourth space. Below the staff, there are four pairs of vertical lines, each pair connected by a horizontal line, representing a triplet of eighth notes. The first pair is under the first '4' on the top line, and the others are under the '3's on the bottom line.



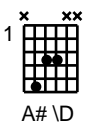
5



6

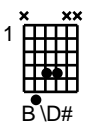


7



8

VERSE



9

10

6 4 4 6 4 4 6 4 4 6 4 4

x xx  
1  
F# C#

11

4 4 6 4 4 6 4 4 6 4 4 6

x xx  
1  
C#6

12

4 3 3 4 3 3 4 3 3 4 3 3

x xx  
1  
B# D#

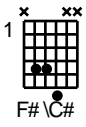
13

6 4 4 6 4 4 6 4 4 6 4 4

x xx  
1  
D6

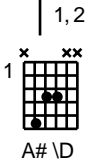
14

5 4 4 5 4 4 5 4 4 5 4 6



15

3

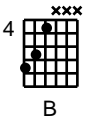


16

3

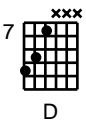
x1

INSTRUMENTAL



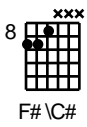
17

3



18

3



19

3

A musical staff with six lines. A bracket above the staff spans the first four measures, with the number '3' centered above it. The notes are: 9 9 8, 9 9 8, 9 9 8, 9 9 8. Vertical lines connect the notes in each measure to a thick black bar below the staff.

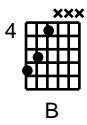
BACK TO VERSE

20

3

A musical staff with six lines. A bracket above the staff spans the first four measures, with the number '3' centered above it. The notes are: 9 9 8, 9 9 8, 9 9 8, 9 9 8. Vertical lines connect the notes in each measure to a thick black bar below the staff. The staff ends with a double bar line and a repeat sign, with 'x1' written to the right.

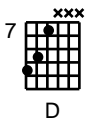
CHORUS



21

3

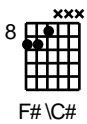
A musical staff with six lines. A bracket above the staff spans the first four measures, with the number '3' centered above it. The notes are: 7 6 4, 7 6 4, 7 6 4, 7 6 4. Vertical lines connect the notes in each measure to a thick black bar below the staff.



22

3

A musical staff with six lines. A bracket above the staff spans the first four measures, with the number '3' centered above it. The notes are: 10 9 7, 10 9 7, 10 9 7, 10 9 7. Vertical lines connect the notes in each measure to a thick black bar below the staff.



23

3

A musical staff with six lines. A bracket above the staff spans the first four measures, with the number '3' centered above it. The notes are: 9 9 8, 9 9 8, 9 9 8, 9 9 8. Vertical lines connect the notes in each measure to a thick black bar below the staff.

24 x4

7 xxx

B7

25

26

1 xxx

F#7

27

28 x1

VERSE 3 & 4

1 x xx

B/D#

29

30

6 4 4 6 4 4 6 4 4 6 4 4

x xx  
1  
F# C#

31

4 4 3 4 4 3 4 4 3 4 4 3

x xx  
1  
C#6

32

4 3 3 4 3 3 4 3 3 4 3 3

x xx  
1  
B D#

33

6 4 4 6 4 4 6 4 4 6 4 4

x xx  
1  
D6

34

5 4 4 5 4 4 5 4 4 5 4 4

1   
 F# \ C#

35

1   
 A# \ D

36

CHORUS

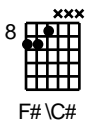
4   
 B

37

7   
 D

38

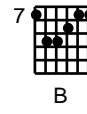
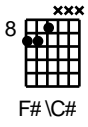




39

3

Musical notation for measures 39-42. Each measure contains a triplet of notes: 9, 9, 8. A bracket above the first measure indicates a triplet of three measures.

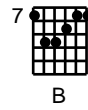
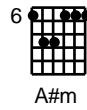
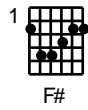
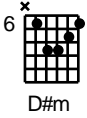


40

3

x4 41

Musical notation for measures 40-41. Measures 40-41 contain triplets of notes: 9, 9, 8. Measure 41 includes a barre (x4) and notes 7, 7, 8, 8, 9, 9, 7, 7.



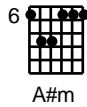
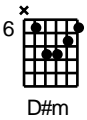
42

43

44

45

Musical notation for measures 42-45. Measure 42: 6, 6, 7, 7, 8, 8, 8, 8, 6, 6, 6. Measure 43: 2, 2, 2, 2, 3, 3, 4, 4, 4, 4, 2, 2, 2. Measure 44: 6, 6, 6, 6, 8, 8, 8, 8, 6, 6, 6. Measure 45: 7, 7, 7, 7, 8, 8, 9, 9, 9, 9, 7, 7, 7.



46

47

48

x6

Musical notation for measures 46-48. Measure 46: 6, 6, 7, 7, 8, 8, 8, 8, 6, 6, 6. Measure 47: 6, 6, 6, 6, 8, 8, 8, 8, 6, 6, 6. Measure 48: 6, 6, 6, 6, 8, 8, 8, 8, 6, 6, 6. Measure 48 ends with a barre (x6).